

TUSCAN

WOOD BURNING FIREPLACES
OUTDOOR



astria
FIREPLACES®

Traditional
Fireplace
Design Collection



FEATURED Tuscan firebox with White Stacked Refractory Panels

TUSCAN

Our Tuscan outdoor wood burning fireplace is the perfect complement to any modern outdoor room. Features like the industry's most realistic textured refractory panels, clean, single piece brushed stainless steel faces, stainless mesh spark screens and even a solid stainless steel log grate, offer the ultimate in form *and* function.



Bi-fold glass doors

Trim Finishes



Black



Brushed Brass



Platinum

Interior (Required)

Choose from White Stacked or White Herringbone Refractory Panels.



White Stacked



White Herringbone

ADDITIONAL OPTIONS

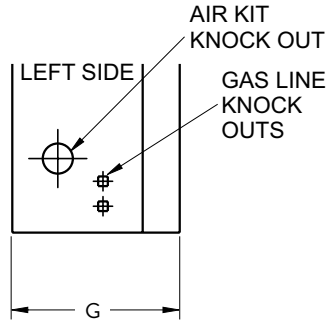
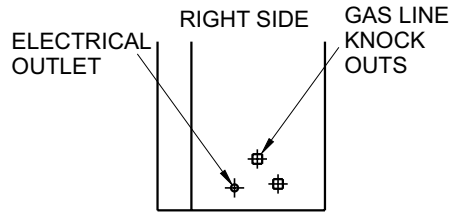
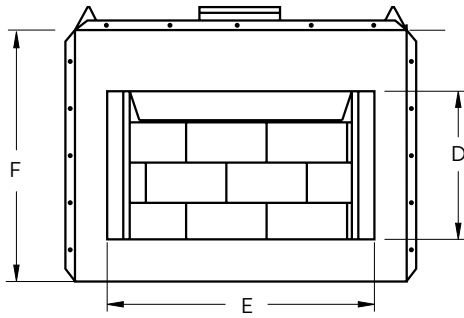
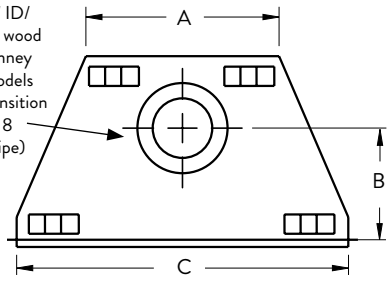
- ✦ Stainless steel drain pan
- ✦ 4" stainless steel deflecting hood

EXCLUSIVE FEATURES

- ✦ Available in 36" and 42" models
- ✦ Radiant smooth-faced models
- ✦ White refractory panels in stacked or herringbone patterns
- ✦ Heavy duty stainless steel log grate
- ✦ Easy access damper control
- ✦ Stainless steel screens retract into hidden screen pockets
- ✦ Adjustable outside air damper
- ✦ Stainless steel drain pan available
- ✦ Stainless steel construction for long lasting outdoor use
- ✦ Uses IHP 8 DM (1700°) double wall air cooled wood burning chimney
- ✦ Uses IHP 8 HT (2100°) heavy gauge double wall air cooled wood burning chimney recommended for cold climates (required for Canada)
- ✦ Cold air collar kit available
- ✦ 20 Year Limited Warranty

APPLIANCE SPECIFICATIONS

Uses IHP 8" ID/
12-3/8" OD wood
burning chimney
pipe (42" models
include a transition
collar to use 8
DM/8 HT pipe)



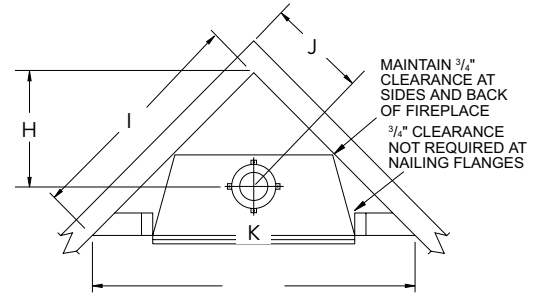
	TUSCAN 36	TUSCAN 42
A	29"	36"
B	11-3/4"	11-3/4"
C	41"	48"
D	21"	24"
E	35"	42"
F	37"	41"
G	21"	22-1/2"

FRAMING SPECIFICATIONS

	TUSCAN 36	TUSCAN 42
WIDTH	41-3/4"	49-3/4"
HEIGHT	41-3/4"	47-1/4"
DEPTH	21-7/8"	23-1/2"

CORNER FRAMING SPECIFICATIONS

	TUSCAN 36	TUSCAN 42
H	24-7/16"	27-9/16"
I	52-7/8"	59-5/16"
J	17-1/4"	19-1/2"
K	73-13/16"	83-7/8"



IMPORTANT NOTES:

As with any fireplace, this appliance is extremely hot during operation. Read and understand all operating instructions before using this appliance. For further information, consult your dealer.

Local conditions, such as elevation, wind, vent configuration and choice of fuel will affect overall appearance of the fire and heating performance. Performance can also vary with home design and insulation, climate, condition and type of fuel used, appliance location, burn rate, accessories chosen, chimney installation and how the appliance is operated.

Diagrams, illustrations and photographs are not to scale—consult installation instructions. Product designs, materials, dimensions, specifications, colors and prices are subject to change or discontinuance without notice.

astria
FIREPLACES®

© 2017 Innovative Hearth Products
785472M 01/17

Visit us online



Astria.us.com

PFS
C US
Report #F10-078

