



## STANDARD FEATURES

- ◆ Available in 33" and 36" circulating models
- ◆ Unique multi-colored flame presentation for greater realism
- ◆ LED lights provide energy efficiency and long life
- ◆ Standard 5,000-BTU's with 110V (10,000-BTU with 220V thermostatically controlled heater delivers relaxing heat on demand
- ◆ Plug-in ready with standard three pronged 110V grounded power cord for easy installation
- ◆ Charred split oak log set with integrated grate and glowing ember bed
- ◆ Mesh fire screens
- ◆ Full function remote control (heat, flames, embers)
- ◆ 1 Year Limited Warranty

## DOORS (Optional)



## TRIM KITS (Optional)

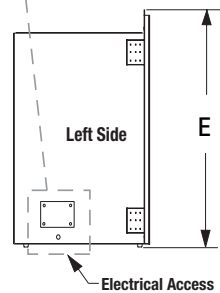
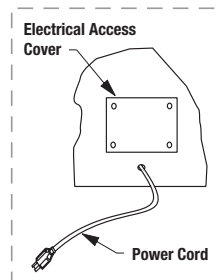
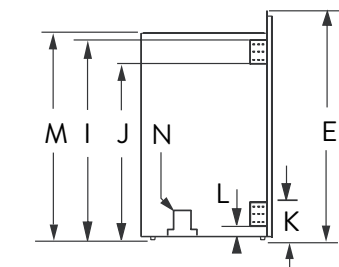
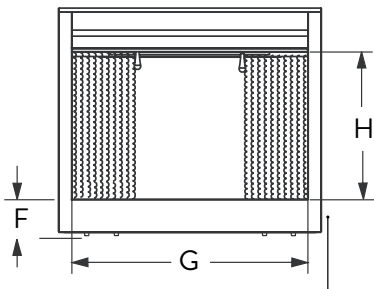
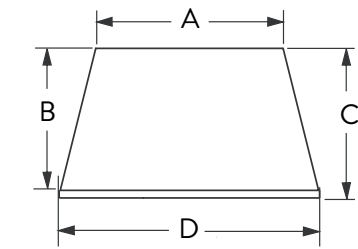


Black



Brushed Stainless

## APPLIANCE SPECIFICATIONS



	CAPELLA 33	CAPELLA 36
A	21-1/8"	24"
B	13-3/4"	13-3/4"
C	14-7/8"	14-7/8"
D	34-1/2"	37-5/8"
E	32"	32"
F	5-1/8"	5-1/8"
G	33"	36"
H	21-1/8"	21-1/8"
I	27-1/2"	27-1/2"
J	24-1/2"	24-1/2"
K	5-1/4"	5-1/4"
L	2-1/4"	2-1/4"
M	29-3/4"	29-3/4"
N	Electrical Access	Electrical Access

### FRAMING SPECIFICATIONS

	CAPELLA 33	CAPELLA 36
WIDTH	35-1/4"	38-3/4"
HEIGHT	32"	32"
DEPTH	15-1/8"	15-1/8"

### FIREPLACE EFFICIENCIES

MODEL	TYPE	VOLTAGE	BTU/HR
CAPELLA33/36	Electric	110	5,000
CAPELLA33/36	Electric	220	10,000

#### IMPORTANT NOTES:

Heating element not intended for continuous use.

As with any fireplace, this appliance is extremely hot during operation. Read and understand all operating instructions before using this appliance. For further information, consult your dealer.

Diagrams, illustrations and photographs are not to scale—consult installation instructions. Product designs, materials, dimensions, specifications, colors and prices are subject to change or discontinuance without notice.

astria  
FIREPLACES®

© 2018 Innovative Hearth Products

Visit us online  
Astria.us.com

